



COLUMBIA GAS OF OHIO

PIPELINE CAPACITY RELEASE

OFFER NUMBER REPORTS

JOB AID

DATE: 7/1/2025

1 TABLE OF CONTENTS

1	TABLE OF CONTENTS.....	2
2	INTRODUCTION.....	3
2.1	PURPOSE	3
2.2	SCOPE	3
3	COH CHOICE SCO SUPPLIER TEMPLATE	4
3.1	BLANK EXCEL SPREADSHEET TEMPLATE.....	4
3.1.1	TEMPLATE LAYOUT	4
4	DEMAND RATES	5
4.1	MONTH AND NUMBER OF DAYS	5
4.2	DEMAND RATE UPDATES – FERC MAX RATES	5
4.3	DEMAND RATE UPDATES – DISCOUNTED/NEGOTIATED RATES	6
5	COLUMBIA GAS TRANSMISSION, LLC (“TCO”).....	7
5.1	HOW TO RUN CAPACITY RELEASE LOCATION SUMMARY REPORT	7
5.1.1	EXAMPLE OF PDF REPORT:.....	8
5.1.2	EXAMPLE OF EXCEL REPORT:	8
6	NEXUS GAS TRANSMISSION, LLC (“NEXUS”).....	9
6.1	HOW TO RUN AWARD DETAIL REPORT	9
6.1.1	EXAMPLE OF PDF REPORT.....	11
7	PANHANDLE EASTERN PIPELINE COMPANY, LP (“PEPL”)	12
7.1	HOW TO RUN CAP REL REPORT FOR REPLACEMENT SHIPPER	12
7.1.1	EXAMPLE OF PDF REPORT.....	14
7.1.2	EXAMPLE OF EXCEL REPORT	14
8	ROCKIES EXPRESS PIPELINE LLC (“REX”)	15
8.1	HOW TO RUN OFFER DOWNLOAD REPORT	15
8.1.1	EXAMPLE OF PDF REPORT.....	17
9	TENNESSEE GAS PIPELINE COMPANY, LLC (“TGP”).....	18
9.1	HOW TO RUN CAPACITY RELEASE AWARD AUDIT REPORT.....	18
9.1.1	EXAMPLE OF PDF REPORT.....	19
9.1.2	EXAMPLE OF EXCEL REPORT	19
10	SUPPLIER DEMAND CURVE REPORT	20
10.1	HOW TO RUN SUPPLIER DEMAND CURVE REPORT	20
10.1.1	EXAMPLE OF REPORT	22

2 INTRODUCTION

2.1 PURPOSE

The purpose of the job aid is to provide instructions on how to obtain details of capacity release data from various pipelines that can be used to populate the monthly supplier excel spreadsheet. The pipelines have reports that can be run showing the details for each capacity release offer (i.e. receipt point(s), delivery point(s), volume, rate, etc). This job aid details the steps for running the reports and how to populate the blank excel spreadsheet template.

2.2 SCOPE

List of pipelines included in this job aid:

- Columbia Gas Transmission, LLC ("TCO")
- NEXUS Gas Transmission, LLC ("NEXUS")
- Panhandle Eastern Pipe Line Company, LP ("PEPL")
- Rockies Express Pipeline LLC ("REX")
- Tennessee Gas Pipeline Company, LLC ("TGP")

3 COH CHOICE SCO SUPPLIER TEMPLATE

This is a blank excel spreadsheet template. The template can be used to populate your capacity release data as offers are awarded.

3.1 BLANK EXCEL SPREADSHEET TEMPLATE

3.1.1 TEMPLATE LAYOUT

- Blue Text - Input fields
- Column A – Date and Days in Month (**IMPORTANT** to update # of days in month it is used to calculate Monthly Demand Charges)
- Column B – List of Pipeline Scheduling Point (PSP) Read Left to Right by contract when entering volumes by PSP, rates and offer number
- Column C – Volume used for allocation – data is found on Supplier Demand Curve Report 3 Peak Day Volume Dth column
- Column D thru Q are the individual Releasing Contracts – used to populate the capacity release data (Volumes by PSP, Monthly Demand Charge and Offer Number)
- Column V thru AA – Current Effective Pipeline Rates (This will need to be updated when pipeline rates change.)
- The Grayed-out areas signify information does not apply to a specific contract
- The box Monthly Capacity Release Calculates \$ by Pipe and Rate Schedule

4 DEMAND RATES

4.1 MONTH AND NUMBER OF DAYS

Update the month and number of days on the template in the box in cell A4-A6. This is used to calculate rates.

3	
4	Days in Mo
5	August
6	31
7	

4.2 DEMAND RATE UPDATES – FERC MAX RATES

The pipelines will file rate updates with FERC to their max tariff rates periodically throughout the year. If approved by FERC, the rates will need to be updated on the monthly template spreadsheet to make sure the offers are showing the correct rate.

On the Template a rates section can be found in cells V3 thru AA44. The rates (in **royal blue** font) by rate schedule by rate component have been entered and will need to be verified on the respective pipeline Informational Postings. You can follow the source paths annotated.

Currently Effective Pipeline Max Tariff Rates: 8/1/2025					
Columbia Gas Transmission ("TCO")	FTS	SST	FSS-Reservation	FSS-Capacity	LXP Incremental FTS (Negotiated Rate)
Base Tariff Rate	\$12.5200	\$12.3200	\$3.8180	\$0.0662	\$0.3200
TCRA	\$0.6320	\$0.6320	--	--	\$0.6320
EPCA	\$0.0850	\$0.0850	--	--	\$0.0850
OTRA	\$0.0720	\$0.0720	--	--	\$0.0720
CCRM-T / CCRM-S	\$0.0000	\$0.0000	\$0.0000	\$0.0000	--
Total Effective Rate	\$13.3090	\$13.1090	\$3.8180	\$0.0662	\$0.3455
TCO Transportation Retainage	1.827%				
Source: eConnects --> Informational Postings --> Regulatory --> Rates --> Current Rates --> eConnects Tariff Sheet Summary for Current Rates eConnects --> Informational Postings --> Regulatory --> Rates --> Pending Rates --> eConnects Tariff Sheet Summary for Pending Rates					
Panhandle Eastern Pipeline ("PEPL")	EFT - 18606	EFT - 70361			FS - 18601
Market Zone:					
Access Charge	\$0.0399	\$0.0399		Deliverability M	\$0.0926
Section 25.1 Adjustment	\$0.0000	\$0.0000		Capacity Marke	\$0.0117
Total Market Access Reservation	\$0.0399	\$0.0399			
Mileage Charge: 1- 100 (MK9 - MK9)	\$0.0387				
Mileage Charge: 1- 100 (MK8 - MK9)		\$0.0387			
Source: Messenger--> Informational Postings--> Tariff-->Currently Effective Rates--> Rate Schedule EFT and FS					
Tennessee Gas Pipeline		FT-A			
Reservation (Receipt Zone 4 to Delivery Zone 4)		\$4.2778			
Reservation Surcharge - PCB Surcharge Adjustment		\$0.0000			(Rate is found at the bottom of the tariff page in the Notes section 2/)
Reservation Surcharge - PS/GHG Surcharge Adjustment		\$0.0406			(Rate is found at the bottom of the tariff page in the Notes section 3/)
Total Effective Rate		\$4.3184			
Source: DART --> Informational Postings --> Tariff--> Currently Effective Rates--> Firm Transportation: FT-A					
NEXUS		\$0.7500	Negotiated Rate		
Rockies Express ("REX")		\$13.6875	Negotiated Rate		

4.3 DEMAND RATE UPDATES – DISCOUNTED/NEGOTIATED RATES

There are a few transportation contracts that are discounted or negotiated, which means the demand rate paid is less than the tariff FERC Max rate. These rates are subject to change.

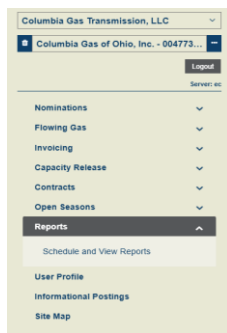
- **TCO contract FTS-LXP 198766** - Daily Rate = \$.32/day plus TCRA, EPCA and OTRA surcharges. This daily rate translates to a different monthly rate depending on the number of days in the month. The spreadsheet will calculate this for you.
- **Rockies Express (“REX”) contract FTS 950015** – Negotiated monthly rate = \$13.6875. This means the rate will be the same regardless of the number of days in the month.
- **NEXUS contract FT 860005** – Negotiated daily rate = \$.75/day. This daily rate translates to a different monthly rate depending on the number of days in the month. The spreadsheet will calculate this for you.

5 COLUMBIA GAS TRANSMISSION, LLC ("TCO")

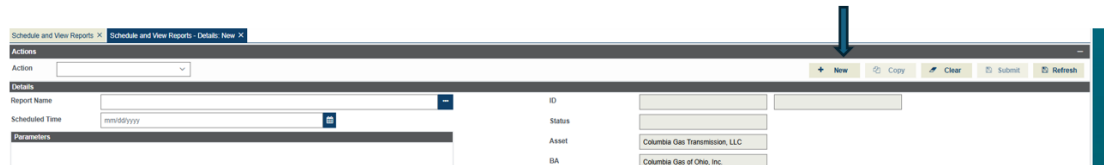
TCO's Capacity Release Location Summary report is a new report derived from the Capacity Release Summary report with the addition of Receipt and Delivery locations with volumes. The report can be generated for a specified month. It has the term period, releasing contract, rate schedule, award quantity, offer number, receipt and delivery location and volumes, rates and demand credit. The report can be generated in PDF or Excel format. Suppliers can run the report from eConnects that best meets their individual needs.

5.1 HOW TO RUN CAPACITY RELEASE LOCATION SUMMARY REPORT

- Navigate in eConnects: Reports > Schedule and View Reports



- Click on New in upper right corner



- Select Report Name: Capacity Release Location Summary
- Parameters: Fill out parameters
 - Make sure to change Replacement Shipper from N to Y
- Click SUBMIT in the upper right corner

Pipeline Capacity Release Columbia Gas of Ohio Offer Number Reports Job Aid

- Click Refresh in the upper right corner until Status says Success
- Click on Action - View Report

The screenshot displays the 'Columbia Gas of Ohio Pipeline Capacity Release Offer Number Reports Job Aid' interface. The top navigation bar includes the company name and a 'Logout' button. The main content area shows a form for generating reports. The 'Action' dropdown is set to 'View Report'. The 'Status' is 'SUCCESS'. The 'Report Name' is 'Columbia Gas of Ohio, Inc.'. The 'Report Date' is '05/27/2025 01:37 PM'. The 'Report Format' is 'PDF'. The 'Report Parameters' section includes 'BA' (Columbia Gas of Ohio, Inc.), 'Month' (06/01/2025), 'Replacement Shipper' (No), and 'Render Format' (PDF). The 'Recurrence Pattern' section includes 'Choose Pattern' (Every), 'Enter Pattern' (1), 'Begin Dt' (mm/dd/yyyy), and 'End Dt' (mm/dd/yyyy). The 'Messages' section shows 'The report was generated successfully'.

5.1.1 EXAMPLE OF PDF REPORT:

Report Month Beg Date	Report Month End Date	Releaser Prop	Releaser Name	Rel K	Rel K Rate Sch	Repl K Pri Term Beg Date	Repl K Pri Term End Date	Award Qty-K	Offer No	Repl SR Name	Repl SR K	Repl SR K Rate Sch	Demand Rate	Commodity Rate	Demand Credit	Receipt Location	Delivery Location	Receipt Location Volume	Delivery Location Volume	Disc Ind
2025-06-01	2025-06-30	214	COH	3044	SST	2025-06-01	2025-06-30	4310	56089044	ABC Choice Marketer	18827	SST	22.0480	0.0000	95026.88	STOR	23-1	4310	754	2
2025-06-01	2025-06-30	214	COH	3044	SST	2025-06-01	2025-06-30	4310	56089044	ABC Choice Marketer	18827	SST	22.0480	0.0000	95026.88	STOR	23-3	4310	146	2
2025-06-01	2025-06-30	214	COH	3044	SST	2025-06-01	2025-06-30	4310	56089044	ABC Choice Marketer	18827	SST	22.0480	0.0000	95026.88	STOR	23-4	4310	191	2
2025-06-01	2025-06-30	214	COH	3044	SST	2025-06-01	2025-06-30	4310	56089044	ABC Choice Marketer	18827	SST	22.0480	0.0000	95026.88	STOR	23-5	4310	942	2
2025-06-01	2025-06-30	214	COH	3044	SST	2025-06-01	2025-06-30	4310	56089044	ABC Choice Marketer	18827	SST	22.0480	0.0000	95026.88	STOR	23-6	4310	411	2
2025-06-01	2025-06-30	214	COH	3044	SST	2025-06-01	2025-06-30	4310	56089044	ABC Choice Marketer	18827	SST	22.0480	0.0000	95026.88	STOR	23-8	4310	374	2
2025-06-01	2025-06-30	214	COH	3044	SST	2025-06-01	2025-06-30	4310	56089044	ABC Choice Marketer	18827	SST	22.0480	0.0000	95026.88	STOR	23-9	4310	182	2
2025-06-01	2025-06-30	214	COH	3044	SST	2025-06-01	2025-06-30	4310	56089044	ABC Choice Marketer	18827	SST	22.0480	0.0000	95026.88	STOR	23N-2	4310	968	2
2025-06-01	2025-06-30	214	COH	3044	SST	2025-06-01	2025-06-30	4310	56089044	ABC Choice Marketer	18827	SST	22.0480	0.0000	95026.88	STOR	23N-7	4310	302	2
2025-06-01	2025-06-30	214	COH	3044	SST	2025-06-01	2025-06-30	4310	56089044	ABC Choice Marketer	18827	SST	22.0480	0.0000	95026.88	STOR	24-35	4310	40	2

5.1.2 EXAMPLE OF EXCEL REPORT:

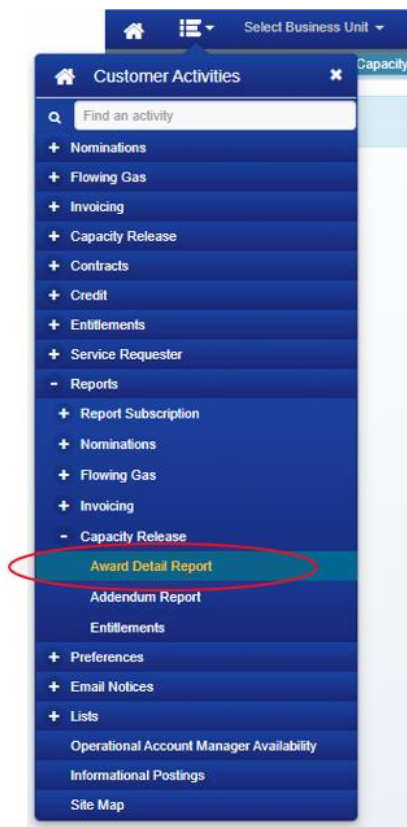
PeriodBegDt	PeriodEndDt	OrigBald	OrigBa	OrigCo	ateSched	OrigPriTerm	OrigPriTermE	AwardQty	OfferId	AwardBaAbbrName	AwardContractId	AwardRa	DemandRt	Commodity	DemandCred	RecPoint	DelPoint	RecPointVol	DelPointVol	DiscInd
6/1/2025	6/30/2025	214	COH	3044	SST	6/1/2025	6/30/2025	4310	56089044	ABC Choice Marketer	18827	SST	22.048	0	95026.88	STOR	23-1	4310	754	2
6/1/2025	6/30/2025	214	COH	3044	SST	6/1/2025	6/30/2025	4310	56089044	ABC Choice Marketer	18827	SST	22.048	0	95026.88	STOR	23-3	4310	146	2
6/1/2025	6/30/2025	214	COH	3044	SST	6/1/2025	6/30/2025	4310	56089044	ABC Choice Marketer	18827	SST	22.048	0	95026.88	STOR	23-4	4310	191	2
6/1/2025	6/30/2025	214	COH	3044	SST	6/1/2025	6/30/2025	4310	56089044	ABC Choice Marketer	18827	SST	22.048	0	95026.88	STOR	23-5	4310	942	2
6/1/2025	6/30/2025	214	COH	3044	SST	6/1/2025	6/30/2025	4310	56089044	ABC Choice Marketer	18827	SST	22.048	0	95026.88	STOR	23-6	4310	411	2
6/1/2025	6/30/2025	214	COH	3044	SST	6/1/2025	6/30/2025	4310	56089044	ABC Choice Marketer	18827	SST	22.048	0	95026.88	STOR	23-8	4310	374	2
6/1/2025	6/30/2025	214	COH	3044	SST	6/1/2025	6/30/2025	4310	56089044	ABC Choice Marketer	18827	SST	22.048	0	95026.88	STOR	23-9	4310	182	2
6/1/2025	6/30/2025	214	COH	3044	SST	6/1/2025	6/30/2025	4310	56089044	ABC Choice Marketer	18827	SST	22.048	0	95026.88	STOR	23N-2	4310	968	2
6/1/2025	6/30/2025	214	COH	3044	SST	6/1/2025	6/30/2025	4310	56089044	ABC Choice Marketer	18827	SST	22.048	0	95026.88	STOR	23N-7	4310	302	2
6/1/2025	6/30/2025	214	COH	3044	SST	6/1/2025	6/30/2025	4310	56089044	ABC Choice Marketer	18827	SST	22.048	0	95026.88	STOR	24-35	4310	40	2

6 NEXUS GAS TRANSMISSION, LLC ("NEXUS")

Nexus Pipeline has a capacity release report called Award Detail Report that can be run in the LINK System to get all the information associated with a capacity release award. You will be able to take the information from this report and enter it into the capacity release spreadsheet template provided.

6.1 HOW TO RUN AWARD DETAIL REPORT

- Navigate in LINK System Nexus: Reports > Capacity Release > Award Detail Report



The screenshot shows the 'Run Parameters' form for the 'Award Detail Report'. The form includes the following fields and options:

- Report Name: Award Detail Report
- Functional Area: Capacity Release
- Rel St Date: 06/01/2025
- Rel End Date: 06/30/2025
- *Awd No: [Empty field] with 'Add>>' and 'Clear' buttons.
- *Releaser: [Empty field]
- *Repl SR: [Empty field]
- Incremental/Effective: ☒ Incremental ☐ Effective
- Print Segments: ☐ Yes ☒ No
- Output Format: PDF (dropdown)
- Email Output To: SLIGGETT@NISOURCE.COM (dropdown)
- (To Print Segments, user must specify Award No filter)

- Now you will be on the Run Parameters screen.
- Update the Rel St Date and Rel End Date.
- Enter the award number of the release you need the info for.
- Double click on the Releaser box and search for Columbia Gas of Ohio.
- Double click on Repl SR and search for your company name.
- Output Format defaults to PDF and is the only option.
- Make sure that the Email Output To box is populated with the email you want the report sent to.
- Once you have those fields populated you can click Submit in the upper right-hand corner of the screen to run the report.

This screenshot shows the 'Run Parameters' form with several fields highlighted by red circles to indicate where user input is required:

- Rel St Date: 06/01/2025
- Rel End Date: 06/30/2025
- *Awd No: [Empty field]
- *Releaser: COLUMBIA GAS OF OHIO
- *Repl SR: [Empty field]
- Incremental/Effective: ☒ Incremental ☐ Effective
- Print Segments: ☐ Yes ☒ No
- Output Format: PDF (dropdown)
- Email Output To: SLIGGETT@NISOURCE.COM (dropdown)
- (To Print Segments, user must specify Award No filter)


In the top right corner, the 'Submit' button is circled in red, indicating the final step to run the report. The page title is 'Award Detail Report: COLUMBIA GAS OF OHIO, INC.' and the timestamp is '6/25/2025 12:33:06 PM CDT'.

Columbia Gas of Ohio

Pipeline Capacity Release
Offer Number Reports Job Aid

- The report will be emailed to the email address in the Email Output To field. This should be the email address tied to the LINK log in ID.


NXUS Report Award Detail Report complete




link-report-emailer@enbridge.com

To: Liggett, Sean, David

Retention Policy: NISource - Archive deleted items (7 years)


 If there are problems with how this message is displayed, click here to view it in a web browser.



AwardDetailReport_NXUS_LINKSLIGGETT_2025-06-25-12.24.06.238000.pdf

23 KB

Expires: 6/23/2032

This Message Is From an External Sender
 This message came from outside your organization.
 Think before you click links or open attachments. If suspicious, please use the report phishing button or forward to security@nsource.com for review.

The NEXUS Gas Transmission, LLC (U.S.) report that you requested is attached.

You can modify the default email address for your account from the initial LINK(R) screen or by contacting your Local Security Administrator.


For best results print using a landscape orientation.

You can download the Adobe Acrobat reader from [https://urldefense.com/v3/http://www.adobe.com/_jll_wunOdY2nAIMd1scd9pTdQGAtsOoPcG3dWrlsIkqmb0CBmRcXMnoEakhXlP57KOW1-YHBBApqHlXKjJGtKgGbdPZ2Z8ykQ-ICAVdPve38IQ\\$](https://urldefense.com/v3/http://www.adobe.com/_jll_wunOdY2nAIMd1scd9pTdQGAtsOoPcG3dWrlsIkqmb0CBmRcXMnoEakhXlP57KOW1-YHBBApqHlXKjJGtKgGbdPZ2Z8ykQ-ICAVdPve38IQ$)

If you have any questions about getting reports, feel free to e-mail link-help@enbridge.com, call the LINK help line at 800-827-5465, or call your account manager.

Please do not reply to this message; it was generated by an automated process.

6.1.1 EXAMPLE OF PDF REPORT




Run Date: 06/25/2025

Run Time: 12:24

NEXUS Gas Transmission, LLC (U.S.)

Award Detail Report



Page 1 of 1

<u>Award Status</u>	<u>Offer No</u>	<u>Awd No</u>	<u>Releaser Name</u>	<u>Rel K</u>	<u>Rel St Date</u>	<u>Rel End Date</u>	<u>Bid No</u>
AWARD	005114	004706	COL GAS-OH	860005	06/01/2025	06/30/2025	005066
<u>Repl SR</u>			<u>Repl SR K</u>	<u>Rate Sch</u>	<u>Rate Form/Type</u>	<u>Path Rates</u>	<u>AAB Rates</u>
ABC Marketer			964703	FT-1	RESERVATION	No	No

Rates:

<u>Rec Zn</u>	<u>Del Zn</u>	<u>Rt Comp Desc</u>	<u>Max Trf Rate</u>	<u>Awd Rate</u>	<u>Awd Pct Max Trf Rate</u>
SZ	SZ	RESERVATION	0.1498	0.0000	000.00
M1	M1	RESERVATION	0.8167	0.7500	091.83

Quantities:

<u>Zn ID</u>	<u>Qty Type</u>	<u>Awd Qty-K</u>
M1	MDQ	5,546
SZ	MDQ	5,546

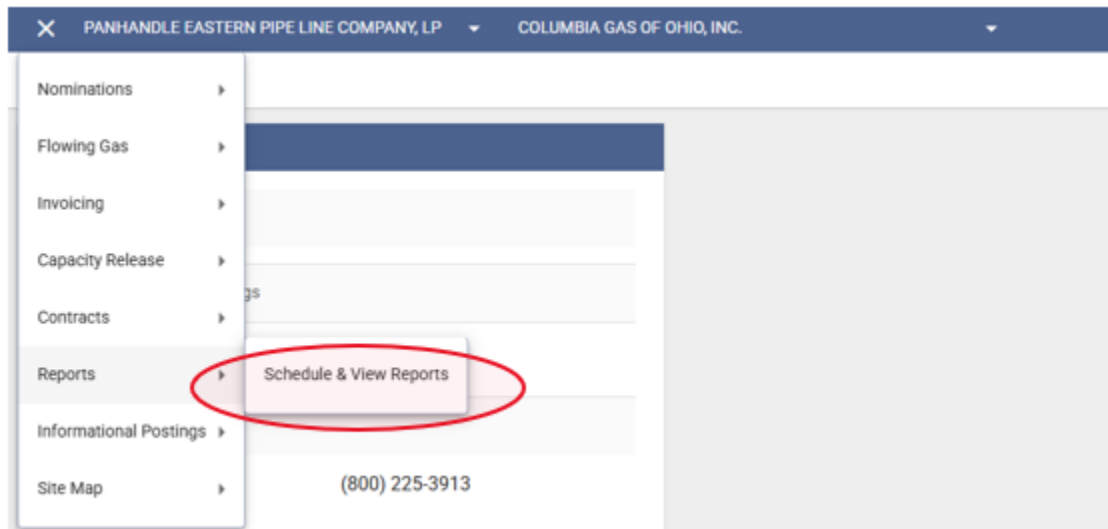
<u>Loc</u>	<u>Loc Name</u>	<u>Loc Purp Desc</u>	<u>Zn ID</u>	<u>Awd Qty-Loc</u>
N1003	NEXUS/CPG MR06	DELIVERY LOCATION	M1	5,546
N4714	DTM APPALACHIA GATHERING HIGH NOON	RECEIPT LOCATION	SZ	5,546
N4812	MARKWEST UTICA EMG/TWP RD 240-BERNE, MONROE CO., OH	RECEIPT LOCATION	SZ	5,546

7 PANHANDLE EASTERN PIPELINE COMPANY, LP ("PEPL")

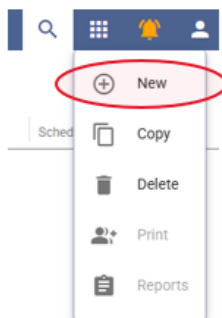
For Panhandle releases a report called Cap Rel Report for Replacement Shipper can be run in Messenger to get all information needed for a release. You will be able to take the information from this report and enter it into the capacity release spreadsheet template provided.

7.1 HOW TO RUN CAP REL REPORT FOR REPLACEMENT SHIPPER

- Navigate in Panhandle Messenger: Reports > Schedule and View Reports



- Once you are in the Schedule & View Reports screen you can click on the checkered box in the top right corner to select New and run a report.



- After clicking New a Create New Reports box will pop up and you will need to find the report called Cap Rel Report for Replacement Shipper.

CREATE NEW REPORTS

Pick Report Name ★

Cap Rel Report for Replacement Shipper

- Next you will be able to enter the Begin Date and End Date.
- You will also need to make sure that the Replacement Shipper field is filled in.

CREATE NEW REPORTS

Report Name: Cap Rel Report for Replacement Shipper

Schedule: 05-06-2025 13:43:16

Requester: 05-01-2025

Requester ID: 05-01-2025

Requester Name: Columbia Gas of Ohio, Inc.

Great Address: ☐

CANCEL **SUMMIT**

- Click Submit when all fields are entered.
- You can now download this file in a PDF or Excel format by clicking the blue down arrow in the top right corner.

[Panhandle Eastern Pipe Line Company LP](#)
[COLUMBIA GAS OF OHIO, INC.](#)

[Reports](#) > [Schedule and View Reports](#) > [Report Review](#)

REPORTS

REPORT DETAILS

Reports Details

Status

Report Name: Cap Rel Report for Replacement Shipper
 Scheduled: 2025-06-23 11:08:11
 View Messages

Start Time: 2025-06-23 11:24:59
 Fails Time: 2025-06-23 11:25:01
 Asset: Panhandle Eastern Pipe Line Company, LP
 SA: Columbia Gas of Ohio, Inc.

Requestor: mcr7138
 Request ID: 54229172
 Server Info: Production, cethoo-apmr12p

SHOW MORE

MESSENGER
 CR_REPL

Panhandle Eastern Pipe Line Company, LP
 Capacity Release Summary Report for Replacement Shipper

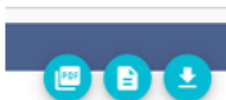
Page: 1
 6/23/2025 11:25:00 AM

No Data Found

Active Releases: 06/01/2025 - 06/01/2025

Offer Nbr	Award Nbr	Replacement Contract	Releasing Contract	Releasing Shipper	Bid Info * Re/CPNo	Rate Schedule	Rate Type	Begin Date	End Date	Receipt Location	Delivery Location	Quantity (Eds)	Demand Rate (\$)	BRP Index
Total Quantity:														

* Bid Info: Recall Indicator/Open Bidding Indicator/Prearranged Indicator



7.1.1 EXAMPLE OF PDF REPORT

MESSENGER		Panhandle Eastern Pipe Line Company, LP										Page : 1		
CR_REPL		Capacity Release Summary Report for Replacement Shipper										5/6/2025 1:52:45 PM		
No Data Found														
Active Releases: 05/01/2025 - 05/31/2025														
Offer Nbr	Award Nbr	Replacement Contract	Shipper	Releasing Contract	Shipper	Bid Info * Re/O/Pre	Rate Schedule	Rate Type	Begin Date	End Date	Receipt Location	Delivery Location	Quantity (Dth)	Demand IBR Rate (\$) Index
												Total Quantity:		
* Bid Info: Recall Indicator/Open Bidding Indicator/Prearranged Indicator														

7.1.2 EXAMPLE OF EXCEL REPORT

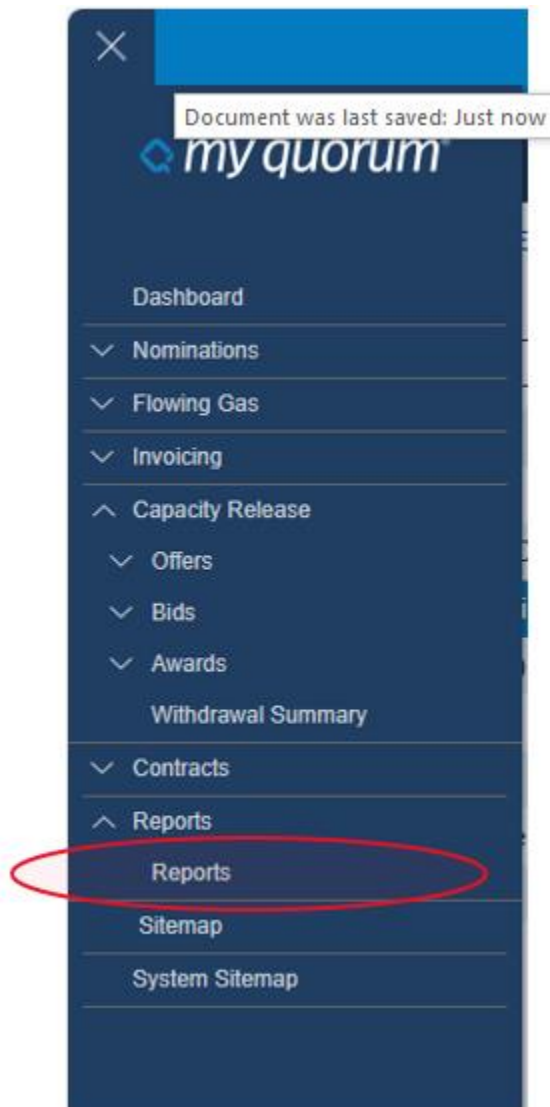
															A	D	E	H	J	N	P	F	T	L	V	W	Y	A	A	A	F	A	A	H	J	A	F	A	L	A	P	J	A	T	J	A	X	J	B	B	E	F	B	I	B	E	B	B	I	B	P	B	R	I	B	V	B	W	E	C	C	F	C	G	C	H	C	I
1																MESSENGER															Panhandle Eastern Pipe Line Company, LP															Page : 1																																
2																CR_REPL															Capacity Release Summary Report for Replacement Shipper															6/23/2025 11:25:01 AM																																
3																																																																														
4																																																																														
5																																																																														
6																																																																														
7																																																																														
8																																																																														
9																																																																														
10																																																																														
11																																																																														
12																																																																														
13																																																																														
14																																																																														
15																																																																														
16																																																																														
17																																																																														
18																																																																														
19																																																																														
20																																																																														
21																																																																														
22																																																																														
23																																																																														
24																																																																														
25																																																																														
26																																																																														
27																																																																														
28																																																																														

8 ROCKIES EXPRESS PIPELINE LLC ("REX")

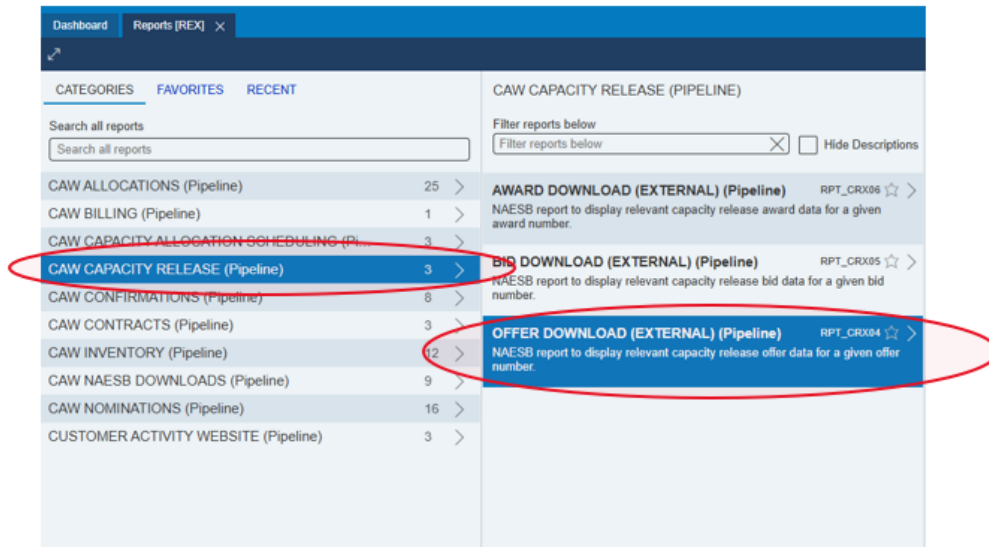
For Rockies Express Pipeline releases a report called Offer Download Report can be run in REX my quorum to get all information needed for a release. You will be able to take the information from this report and enter it into the capacity release spreadsheet template provided.

8.1 HOW TO RUN OFFER DOWNLOAD REPORT

- Navigate in REX my quorum : Reports > Reports



- You will be on the reports screen and will need to click on CAW Capacity Release (Pipeline) and then Offer Download (External) (Pipeline).



- Once you click on Offer Download (External) (Pipeline) you will be able to enter the Offer Number in the OFFER NO field to the right.

OFFER DOWNLOAD (EXTERNAL)

TSP NO
-501 | ROCKIES EXPRESS PIPELINE LLC

REPORT EXPORT FILE TYPE
Adobe Acrobat

RPT_PRINTER_CODE
RPT_PRINTER_CODE

Report Email Subject
Report Email Subject

OFFER NO
OFFER NO

REPORT EXPORT MODE PARAM
VIEW / FILE

ADDITIONAL EMAILS or FAX PARAM (M)
ADDITIONAL EMAILS or FAX PARAM (M)

Report Email Body
Report Email Body

(M) - Multiple value input. Use ';' to separate values.

EXECUTE PREVIOUS RUN PARAMETERS DEFAULTS

- Enter the offer number for your release and then click Execute at the bottom of the screen to run the report.
- When the report is finished running you can open it in PDF format.

8.1.1 EXAMPLE OF PDF REPORT

Run D/T: 6/25/2025 12:57:02PM		Offer Download	
		TSP: 784256161	
		TSP Prop: 501	
		TSP Name: ROCKIES EXPRESS PIPELINE LLC	
		Offer No: 6451	

Releaser:	004773586	Rel St Date:	6/1/2025	Status:	Original
Releaser Prop:	18061	Rel End Date:	6/30/2025	Capacity Release Status:	Awarded
Releaser Name:	COLUMBIA GAS OF OHIO, INC.	Cycle:	TIM	Post Date / Post Time:	5/19/2025 12:09:38PM
IBR Ind:	No - the release does not utilize index-based pricing for capacity release.	Mkt Based Rate Ind:	No	Cap Awd Date / Cap Awd Time:	

Terms

Rel Type Desc:	Temporary point-to-point prearranged
Perm Rel Desc:	Offer not made available for permanent release
All Re-rel Desc:	Re-releasable
Prev Rel Desc:	Offer does not contain any capacity which was previously released
RAPP Desc:	No
Rel SR Less Qty Desc:	Releasing Shipper will not accept bids for less than the full quantity.
Shorter Term Desc:	Releasing Shipper will not accept less than full term
Min Term:	
Repl SR Role Ind:	Retail Choice
SICR Ind:	N
Bid Deal Desc:	Not a biddable deal
Bid Per St Date / Bid Per St Time:	
Bid Per End Date / Bid Per End Time:	
Min Vol Pct Eval:	NO
Bid Eval Ind Desc:	Not Applicable
Bid Eval:	
Bid T-brk:	Not Applicable
Bid T-brk Method:	
Press Base	14.73 PSI
Press Base Desc:	Pounds Per Square Inch Absolute

Additional Terms

Stand-ain Offer Desc:	Offer is stand-alone
No Stand-ain Offer T&C:	

Terms/Notes:

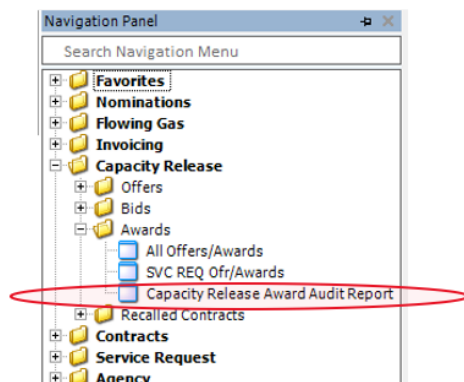
THE RATE ASSOCIATED WITH THE CAPACITY BEING RELEASED IS SUBJECT TO A DISCOUNT RATE ARRANGEMENT BETWEEN THE RELEASING SHIPPER AND THE TRANSPORTATION SERVICE PROVIDER. IN ADDITION TO THE PRIMARY RECEIPT/DELIVERY POINTS IDENTIFIED IN RELEASING CONTRACT NO. 950015, ALL RECEIPT POINTS IN ZONE 3 ARE ELIGIBLE PROVIDED THAT THE RESULTING TRANSPORTATION PATH FLOWS EAST-TO-WEST AND OCCURS ENTIRELY WITHIN ZONE 3. ADDITIONAL ELIGIBLE DELIVERY POINT IS COL GAS/REX LEB WARREN PIN #44417 PROVIDED THAT THE RESULTING TRANSPORTATION PATH FLOWS EAST-TO-WEST AND OCCURS ENTIRELY WITHIN ZONE 3. DAILY SCHEDULED VOLUMES THAT ARE NOT ELIGIBLE FOR THE DISCOUNTED RATE WILL BE CHARGED APPLICABLE MAXIMUM TARIFF RATES SET FORTH IN ROCKIES EXPRESS' FERC GAS TARIFF. THESE CHARGES WILL BE PAID BY THE REPLACEMENT SHIPPER.

9 TENNESSEE GAS PIPELINE COMPANY, LLC ("TGP")

For Tennessee Gas Pipeline releases a report called Capacity Release Award Audit Report can be run in TGP Dart to get all information needed for a release. You will be able to take the information from this report and enter it into the capacity release spreadsheet template provided.

9.1 HOW TO RUN CAPACITY RELEASE AWARD AUDIT REPORT

- Navigate in TGP Dart : Capacity Release > Awards > Capacity Release Award Audit Report



- Once you are in the screen for the Capacity Release Award Audit Report you can update the Rel St Date and the Rel End Date.
- For Repl SR Role you will need to select RCP (Retail Choice).
- Click No for Permanent Release.
- Click Yes for Include Points.
- Now you can run the report in PDF or Excel format by clicking Report View or Excel view.

A screenshot of the 'Capacity Release Award Audit Report' form in TGP Dart. The form has a title bar that reads 'NetIDart (SQLPROD) - [Capacity Release Award Audit Report [TGP]: 06/23/2025 01:39:11]'. Below the title bar is a navigation bar with 'File View Window Help' and a search bar. The main form area contains several fields: 'Rel St Date' (6/1/2025), 'Rel End Date' (6/30/2025), 'Release Type' (ALL), 'Repl SR Role' (RCP (Retail Choice)), 'Permanent Release' (Yes/No/Both), 'Include Points' (Yes/No), and 'Report View' (Report View/Excel View). The 'Report' button is circled in red.

- Click Report to run the report.

Columbia Gas of Ohio

Pipeline Capacity Release

Offer Number Reports Job Aid

9.1.1 EXAMPLE OF PDF REPORT

TENNESSEE GAS PIPELINE COMPANY, L.L.C.															Page 1 of 16	
TRANSPORTATION CAPACITY RELEASE ACTIVITY BY ACQUIRING CUSTOMER																
FOR THE PERIOD 06/01/2025 TO 06/30/2025																
Ris Start Date	Ris End Date	Offer Nbr	Master Ris Kt Nbr	Ris Kt Nbr	Ris ID	Ris Loc	Ris Loc Qty	Ris Kt Svc	Ris Type	Release Type	Zone of Receipt	Zone of Delivery	Ris Shipper (GID)	Ris Shipper (Name)	Award Bid Rate	
Perm Ris Ind	Pre-Arranged	Rate Cycle	Post Open Seas	Rate ID	Ris to Same GID	Appr Loc Qty	Last Mnth w/o	Max Rate	Min Acc Bid Rate	Recall/Reput Ind	Repl Shipper (GID)	Repl Master K Nbr	Repl Kt Nbr	Affili w/ Ris Shipper	Loc Name	
Res Rate Basis Desc	Loc Prop	Loc Purp Cd	Award MDQ	Rate ID	Ris to Same GID	Appr Loc Qty	Last Mnth w/o	Max Rate	Min Acc Bid Rate	Recall/Reput Ind	Repl Shipper (GID)	Repl Master K Nbr	Repl Kt Nbr	Affili w/ Ris Shipper	Loc Name	
Special Provisions																
Repl Shipper (Name) ABC Marketer																
06/01/2025	06/30/2025	156948	63440-FTATGP	FTT	FTT	FTT	FTT	FTT	FTT	04	04	18061	COLUMBIA GAS OF OHIO			
N	Y	ANNUAL	N	Reservation	\$ 4.3184	\$ 0.1420	149214	9212	MDQ	06/01/2025	06/30/2025	402628-FTATGP	FTT	N		\$4.3184
Per month		RD	1,045													
420060	D	04	214	1,045	N	0										
Capacity recallable and reput must be taken by replacement shipper.																
MDQ																
06/01/2025	06/30/2025	156948	63440-FTATGP	FTT	FTT	FTT	FTT	FTT	FTT	04	04	18061	COLUMBIA GAS OF OHIO			
N	Y	ANNUAL	N	Reservation	\$ 4.3184	\$ 0.1420	149214	9212	MDQ	06/01/2025	06/30/2025	402628-FTATGP	FTT	N		\$4.3184
Per month		RD	1,045													
420867	R	04	217	1,045	N	0										
Capacity recallable and reput must be taken by replacement shipper.																
MDQ																
POOLING PT - 200 LEG - ZONE 4																
RETAIL																

9.1.2 EXAMPLE OF EXCEL REPORT

TENNESSEE GAS PIPELINE COMPANY, L.L.C.															Page 1 of 16	
TRANSPORTATION CAPACITY RELEASE ACTIVITY BY ACQUIRING CUSTOMER																
FOR THE PERIOD 06/01/2025 TO 06/30/2025																
Ris Start Date	Ris End Date	Offer Nbr	Master Ris Kt Nbr	Ris Kt Nbr	Ris ID	Ris Loc	Ris Loc Qty	Ris Kt Svc	Ris Type	Release Type	Zone of Receipt	Zone of Delivery	Ris Shipper (GID)	Ris Shipper (Name)	Award Bid Rate	
Perm Ris Ind	Pre-Arranged	Rate Cycle	Post Open Seas	Rate ID	Ris to Same GID	Appr Loc Qty	Last Mnth w/o	Max Rate	Min Acc Bid Rate	Recall/Reput Ind	Repl Shipper (GID)	Repl Master K Nbr	Repl Kt Nbr	Affili w/ Ris Shipper	Loc Name	
Res Rate Basis Desc	Loc Prop	Loc Purp Cd	Award MDQ	Rate ID	Ris to Same GID	Appr Loc Qty	Last Mnth w/o	Max Rate	Min Acc Bid Rate	Recall/Reput Ind	Repl Shipper (GID)	Repl Master K Nbr	Repl Kt Nbr	Affili w/ Ris Shipper	Loc Name	
Special Provisions																
Repl Shipper (Name) ABC Marketer																
06/01/2025	06/30/2025	156948	63440-FTATGP	FTT	FTT	FTT	FTT	FTT	FTT	04	04	18061	COLUMBIA GAS OF OHIO			
N	Y	ANNUAL	N	Reservation	\$ 4.3184	\$ 0.1420	149214	9212	MDQ	06/01/2025	06/30/2025	402628-FTATGP	FTT	N		\$4.3184
Per month		RD	1,045													
420060	D	04	214	1,045	N	0										
Capacity recallable and reput must be taken by replacement shipper.																
MDQ																
06/01/2025	06/30/2025	156948	63440-FTATGP	FTT	FTT	FTT	FTT	FTT	FTT	04	04	18061	COLUMBIA GAS OF OHIO			
N	Y	ANNUAL	N	Reservation	\$ 4.3184	\$ 0.1420	149214	9212	MDQ	06/01/2025	06/30/2025	402628-FTATGP	FTT	N		\$4.3184
Per month		RD	1,045													
420867	R	04	217	1,045	N	0										
Capacity recallable and reput must be taken by replacement shipper.																
MDQ																
POOLING PT - 200 LEG - ZONE 4																
RETAIL																

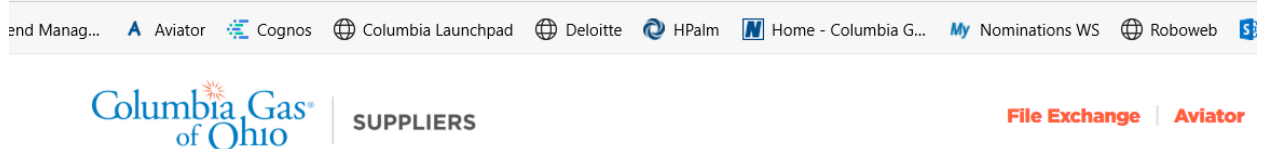
10 SUPPLIER DEMAND CURVE REPORT

The Demand Curve data on the File Exchange site will be available by the 20th of each month.

10.1 HOW TO RUN SUPPLIER DEMAND CURVE REPORT

Choice suppliers may view their demand curve by selecting either File Exchange or Aviator on the www.nisourcesuppliers.com website.

[/www.nisourcesuppliers.com/ohio](http://www.nisourcesuppliers.com/ohio)

**File Exchange:**

Monthly DMD file populated to Supplier's 'FromNiSource' folder for the respective state. The Supplier's encryption key is used to decrypt the file and view Demand Curve data.

Supplier downloads the desired month DMD file from the NiSource FTP -
Navigate to the NiSource file exchange:

<https://eftp.columbiasuppliers.com/Web/Account/Login.htm>, log in with NiSource-issued credentials (CMP# and password), download the requested DMD file, decrypt the DMD file using the Supplier's private PGP key, and convert the text file to the desired format.

Name	Date modified	Type	✓	Size
SNC04175.DMD	4/17/2025 9:41 AM	DMD File		7 KB
SNC05165.DMD	5/16/2025 1:22 PM	DMD File		7 KB
SNC06165.DMD	6/17/2025 8:39 AM	DMD File		7 KB

 SNC04175.DMD - Notepad

File Edit Format View Help

"Columbia Gas of Ohio. Demand Curve for Use in May, 2025."

"Volumes are based on customer consumption for the 12 months ending March 2025."

"Parts may not add to the total because of rounding. For each Nom Group, the Supp

"Reports 1 and 2 show monthly and annual volumes for normalized Calendar months a

"Report 3 provides number of customers, various operational information, and daily

"The balance point temperature is 60 degF."

"The volumes on all reports include unaccounted-for volumes, hence they represent

"The volumes on all three reports have been reduced by customer attrition. Report

"The volumes on Reports 1 and 2 represent 100% of customer consumption; i.e. the v

"The Daily Delivery Dth volumes on Report 3 have been reduced by 3.46%, the Local

"The Daily Delivery Dth volumes in Report 3 have been increased by the over-delive

"On Report 3, Bal Type = N indicates non-temperature balancing."

Demand Curve Report 3:

The Peak Day Volume data from this report is used to populate the COH Choice-SCO Supplier Capacity excel template Column C.

- Customers
- **Peak Day Volume at Design Temperature**
- Annual Actual/Normal Volume
- Annual Daily Average
- Daily Delivery Dth
- Over/Under Delivery (OD May-Aug; UD Oct-Nov)
- Like-in-Kind Adjustment

10.1.1 EXAMPLE OF REPORTReport 3.
Dth
Summary

Company Id	Cust Type	MktrId	PSP	NomGroup	Bal Type	Num Cust	Attrition Factor	BTU Factor	Prior 12 Months Actual Dth	Annual Normal Calendar Dth	Peak Design Temp	Peak Demand Dth	Over/Under Delivery %	Over/Under Delivery Dth	Weather Daily Dth Adjust	Daily Like In Kind Adjust	Current Cal Mo Avg Daily Dth less local	Daily Delivery Dth	TCO (Daily Delivery Dth)	PSP Name	Mktr Name
34 CHO	XX	23-1		12345 N		11		1.071	1015	1069	-7	11	0.6	0.07	0	0	1	1	1 TOLEDO	Mktr Name	
34 CHO	XX	23-3		12346 N		2		1.071	166	176	-8	2	0.6	0.01	0	0	0	0	0 LIMA	Mktr Name	
34 CHO	XX	23-4		12347 N		1		1.071	74	75	-7	1	0.6	0	0	0	0	0	0 ALLIANCE COLUMB	Mktr Name	
34 CHO	XX	23-5		12348 N		24		1.071	2096	2186	-6	27	0.6	0.16	0	0	1	1	1 US	Mktr Name	
34 CHO	XX	23-6		12349 N		7		1.071	666	690	-7	7	0.6	0.04	0	0	1	1	1 DAYTON HANSFIEL	Mktr Name	
34 CHO	XX	23-8		12340 N		3		1.071	184	193	-6	2	0.6	0.01	0	0	0	0	0 D	Mktr Name	
34 CHO	XX	23N-2		12341 N		27		1.071	2189	2264	-6	25	0.6	0.15	0	0	2	2	2 PARMA	Mktr Name	
Total						75			6390	6653		75		0.44	0	0	5	6			

* Column marked in GREEN is the daily delivery demand.